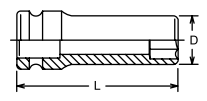




JAPAN



CHIAVI A BUSSOLA  
A MACCHINA  
BOCCA TORX®  
TIPO LUNGO



Koken articolo		D mm	L mm	
16325-E18	E 18	26.3	100	1
16325-E20	E 20	28.8	100	1
16325-E22	E 22	31.3	100	1
16325-E24	E 24	32.5	100	1
16325-E26	E 26	35	100	1
16325-E28	E 28	36.3	100	1
16325-E30	E 30	38.8	100	1
16325-E32	E 32	41.3	100	1
199-26 GTXL	E 26		110	1
199-28 GTXL	E 28		110	1
199-30 GTXL	E 30		110	1
199-32 GTXL	E 32		110	1



CHIAVI A BUSSOLA  
A MACCHINA  
ECONOMICHE  
BOCCA TORX®  
TIPO LUNGO



BGS articolo		L mm	
BGS 5347	E 18	110	1
BGS 5348	E 20	110	1
BGS 5349	E 24	110	1
BGS 5250-E26	E 26	110	1
BGS 5250-E28	E 28	110	1
BGS 5250-E30	E 30	110	1
BGS 5250-E32	E 32	110	1

TORX®		S mm	S mm
E 4	3.70	E 16	14.60
E 5	4.60	E 18	16.50
E 6	5.60	E 20	18.30
E 7	6.10	E 22	20.10
E 8	7.40	E 24	22.00
E 10	9.30	E 26	23.70
E 11	9.90	E 28	25.50
E 12	11.00	E 30	27.30
E 14	12.80	E 32	29.00



NEW



JAPAN

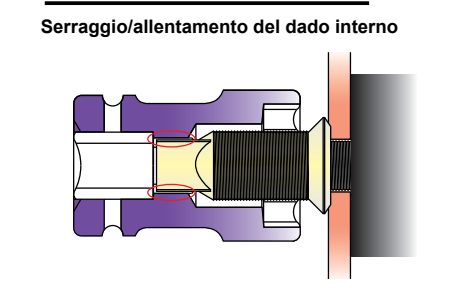
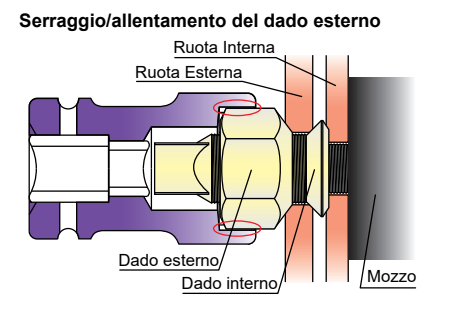
ESAGONO QUADRO

BUSSOLE SPECIALI  
PER DADI RUOTE  
POSTERIORI



Koken articolo			L mm	
PW6 - 32 X 17	32	17	75	1
PW6 - 35 X 17	35	17	75	1
PW6 - 38 X 20	38	20	75	1
PW6 - 41 X 19	41	19	80	1
PW6 - 41 X 20	41	20	80	1
PW6 - 41 X 21	41	21	80	1

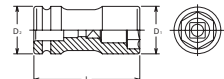
MISURE	VEICOLI
32  17	TOYOTA (~2t)
35  17	NISSAN (~3t) MITSUBISHI (~1t) MAZDA (~2t) ISUZU (~3.5t)
38  20	MITSUBISHI (2~3.5t)
41  19	MAZDA (3~4t)
41  20	TOYOTA (2t~) DAIHATSU (2~3.5t) HINO (2~3.5t)
41  21	NISSAN (4t~) MITSUBISHI (2t~) ISUZU (4t~) HINO (4t~)



ISUZU

ESAGONO QUADRO

CHIAVI A BUSSOLA  
A MACCHINA PER  
AUTOTRENO



Koken articolo			L mm	
16316M-35X17	35	17	90	1
16316M-38X20	38	20	100	1
16316M-41X19	41	19	100	1
16316M-41X21	41	21	100	1

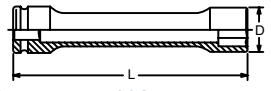
POLLICI

16316A-1-1/2X13/16	1-1/2"	13/16	100	1
--------------------	--------	-------	-----	---



JAPAN

VUOTE



CHIAVI A BUSSOLA EXTRA LUNGHE VUOTE

Koken articolo		D mm	L mm	
16102M-270-24	24	38.8	270	1
16102M-270-27	27	42.5	270	1
16102M-270-30	30	46.3	270	1
16102M-270-32	32	48.8	270	1
16102M-270-33	33	50	270	1
16102M-270-36	36	53.8	270	1
16102M-270-38	38	56.3	270	1
16102M-270-41	41	60	270	1
16102M-270-46	46	FERMEC	270	1
16102M-270-50	50	FERMEC	270	1
16102M-400-24	24	38.8	400	1
16102M-400-27	27	42.5	400	1
16102M-400-30	30	46.3	400	1
16102M-400-32	32	48.8	400	1
16102M-400-33	33	50	400	1
16102M-400-36	36	53.8	400	1

IMPACT 3/4"