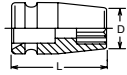







POLIGONALE
**CHIAVI A BUSSOLA
A MACCHINA
BOCCA POLIGONALE**


Kokon articolo	 mm	D mm	L mm	
16405M-17	17	30	50	1
16405M-18	18	31.3	50	1
16405M-19	19	32.5	50	1
16405M-20	20	33.8	50	1
16405M-21	21	35	50	1
16405M-22	22	36.3	50	1
16405M-23	23	37.5	50	1
16405M-24	24	38.8	50	1
16405M-25	25	40	50	1
16405M-26	26	41.3	50	1
16405M-27	27	42.5	50	1
16405M-28	28	43.8	50	1
16405M-29	29	45	53	1
16405M-30	30	46.3	53	1
16405M-32	32	48.8	53	1
16405M-33	33	50	55	1
16405M-34	34	51.3	55	1
16405M-35	35	53	55	1
16405M-36	36	53.8	55	1
16405M-38	38	56.3	57	1
16405M-41	41	60	57	1
16405M-42	42	62.3	57	1
16405M-46	46	66.3	62	1
16405M-50	50	71.3	62	1
16405M-52	52	73.8	62	1
16405M-55	55	77.5	62	1
16405M-60	60	83.8	65	1
16405M-65	65	90	65	1




POLLICI



 3/4"

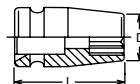




POLIGONALE
POLIGONALI
attacco: 3/4"
impronta: POLIGONALE

FERMEC articolo	 pollici	L mm	
199-3/4 DSKT	3/4"	45	1
199-13/16 DSKT	13/16"	46	1
199-7/8 DSKT	7/8"	46	1
199-15/16 DSKT	15/16"	46	1
199-1 DSKT	1"	46	1
199-1-1/8 DSKT	1-1/8"	52	1
199-1-1/4 DSKT	1-1/4"	52	1
199-1-5/16 DSKT	1-5/16"	55	1
199-1-7/16 DSKT	1-7/16"	56	1
199-1-9/16 DSKT	1-9/16"	59	1
199-1-3/4 DSKT	1-3/4"	64	1
199-1-7/8 DSKT	1-7/8"	67	1
199-1-15/16 DSKT	1-15/16"	67	1
199-2 DSKT	2"	70	1
199-2-1/16 DSKT	2-1/16"	71	1
199-2-3/16 DSKT	2-3/16"	74	1
199-2-5/16 DSKT	2-5/16"	75	1
199-2-3/8 DSKT	2-3/8"	75	1

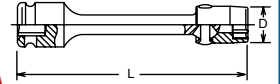
POLLICI





POLIGONALE
**CHIAVI A BUSSOLA
A MACCHINA
BOCCA POLIGONALE**


Kokon articolo	 pollici	D mm	L mm	
16405A-3/4	3/4"	32.5	50	1
16405A-13/16	13/16"	35	50	1
16405A-7/8	7/8"	36.3	50	1
16405A-15/16	15/16"	38.8	50	1
16405A-1	1"	40	50	1
16405A-1-1/16	1-1/16"	42.5	50	1
16405A-1-1/8	1-1/8"	45	53	1
16405A-1-3/16	1-3/16"	46.3	53	1
16405A-1-1/4	1-1/4"	48.8	53	1
16405A-1-5/16	1-5/16"	51.3	55	1
16405A-1-3/8	1-3/8"	52.5	55	1
16405A-1-7/16	1-7/16"	55	55	1
16405A-1-1/2	1-1/2"	56.3	57	1
16405A-1-5/8	1-5/8"	60	57	1
16405A-1-11/16	1-11/16"	62.5	62	1
16405A-1-3/4	1-3/4"	65	62	1
16405A-1-7/8	1-7/8"	68.8	62	1
16405A-2	2"	72.5	62	1

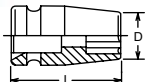





ESAGONO
**CHIAVI A
BUSSOLA
A MACCHINA
BOCCA
ESAGONALE
TIPO EXTRA
LUNGO SNODATA**


FERMEC articolo	 mm	D mm	L mm	
199-17-G-150	17	29	150	1
199-18-G-150	18	32	150	1
199-19-G-150	19	32	150	1
199-21-G-150	21	35	150	1
199-22-G-150	22	38	150	1
199-24-G-150	24	40	150	1
199-27-G-150	27	41	150	1
199-30-G-150	30	44	150	1
199-32-G-150	32	49	150	1
199-34-G-150	34	52	150	1
199-36-G-150	36	52	150	1
199-38-G-150	38	54	150	1
199-41-G-150	41	57	150	1
199-46-G-150	46	67	150	1





**SURFACE
DRIVE**
**CHIAVI A BUSSOLA
A MACCHINA
BOCCA SURFACE DRIVE**


Kokon articolo	 mm	D mm	L mm	
16410M-16	16	28,8	50	1
16410M-17	17	30	50	1
16410M-18	18	31,3	50	1
16410M-19	19	32,5	50	1
16410M-21	21	35	50	1
16410M-22	22	36,3	50	1
16410M-24	24	38,8	50	1
16410M-27	27	42,5	50	1
16410M-30	30	46,3	53	1
16410M-32	32	48,8	53	1
16410M-33	33	50	55	1
16410M-36	36	53,8	55	1

BUSSOLE SURFACE DRIVE
