

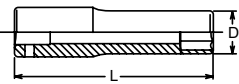
PARETI SOTTILI  
SU TUTTO IL CORPO



JAPAN



 **ESAGONO**

CHIAVI A BUSSOLA  
POWER  
BOCCA ESAGONALE  
TIPO LUNGO



Koken articolo	 mm	D mm	L mm	
24300M-10	10	15.3	77	1
24300M-11	11	16.5	77	1
24300M-12	12	17.8	77	1
24300M-13	13	19	77	1
24300M-14	14	20.3	77	1
24300M-15	15	21.5	77	1
24300M-16	16	22.8	77	1
24300M-17	17	24	77	1
24300M-18	18	25	77	1
24300M-19	19	26.5	77	1
24300M-20	20	27.8	77	1
24300M-21	21	29	77	1
24300M-22	22	30	77	1
24300M-24	24	32.8	77	1
24300M-27	27	36.5	77	1
24300M-30	30	40	77	1
24300M-32	32	42.8	77	1

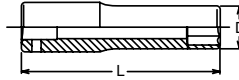
PARETI SOTTILI  
SU TUTTO IL CORPO



JAPAN



 **SURFACE  
DRIVE**

CHIAVI A BUSSOLA  
POWER  
BOCCA SURFACE  
DRIVE TIPO LUNGO



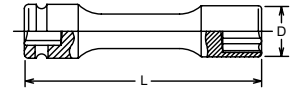
Koken articolo	 mm	D mm	L mm	
24310M-10	10	15.3	77	1
24310M-12	12	17.8	77	1
24310M-13	13	19	77	1
24310M-14	14	20.3	77	1
24310M-15	15	21.5	77	1
24310M-16	16	22.8	77	1
24310M-17	17	24.1	77	1
24310M-18	18	25	77	1
24310M-19	19	26.5	77	1
24310M-21	21	29	77	1
24310M-22	22	30	77	1
24310M-24	24	32.8	77	1





JAPAN

CHIAVI A  
BUSSOLA  
A MACCHINA  
BOCCA  
ESAGONALE  
TIPO EXTRA  
LUNGO

 **ESAGONO**



Koken articolo	 mm	D mm	L mm	
14145M-100-10	10	17	100	1
14145M-100-12	12	19.5	100	1
14145M-100-14	14	22	100	1
14145M-100-17	17	25.7	100	1
14145M-100-19	19	28.2	100	1
14145M-150-10	10	17	150	1
14145M-150-12	12	19.5	150	1
14145M-150-13	13	20.7	150	1
14145M-150-14	14	22	150	1
14145M-150-15	15	23.2	150	1
14145M-150-16	16	24.5	150	1
14145M-150-17	17	25.7	150	1
14145M-150-18	18	27	150	1
14145M-150-19	19	28.2	150	1
14145M-200-10	10	17	200	1
14145M-200-12	12	19.5	200	1
14145M-200-13	13	20.7	200	1
14145M-200-14	14	22	200	1
14145M-200-15	15	23.2	200	1
14145M-200-16	16	24.5	200	1
14145M-200-17	17	25.7	200	1
14145M-200-18	18	27	200	1
14145M-200-19	19	28.2	200	1
14145M-250-10	10	17	250	1
14145M-250-12	12	19.5	250	1
14145M-250-13	13	20.7	250	1
14145M-250-14	14	22	250	1
14145M-250-15	15	23.2	250	1
14145M-250-16	16	24.5	250	1
14145M-250-17	17	25.7	250	1
14145M-250-18	18	27	250	1
14145M-250-19	19	28.2	250	1
14145A-150-9/16	9/16	20	150	1

POLLICI

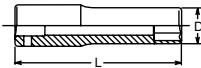
JAPAN





PARETI SOTTILI  
SU TUTTO IL CORPO

 **ESAGONO**

CHIAVI A BUSSOLA  
POWER BOCCA  
ESAGONALE TIPO LUNGO



Koken articolo	 pollici	D mm	L mm	
24300A-7/16	7/16"	16.5	77	1
24300A-1/2	1/2"	19	77	1
24300A-9/16	9/16"	20.3	77	1
24300A-5/8	5/8"	22.8	77	1
24300A-21/32	21/32"	24	77	1
24300A-11/16	11/16"	25	77	1
24300A-3/4	3/4"	26.5	77	1
24300A-13/16	13/16"	29	77	1
24300A-15/16	15/16"	32.8	77	1

POLLICI

