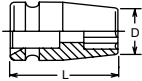



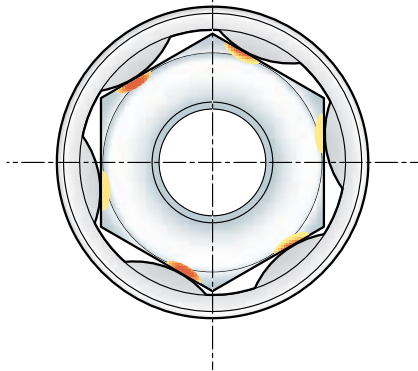


**CHIAVI A BUSSOLA
A MACCHINA BOCCA
SURFACE DRIVE**

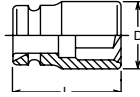



<i>Kokon</i> articolo	mm	D mm	L mm	
13410M-6	6	10.8	32	1
13410M-7	7	12	32	1
13410M-8	8	13.3	32	1
13410M-9	9	14.5	32	1
13410M-10	10	15.8	32	1
13410M-11	11	17	32	1
13410M-12	12	18.3	32	1
13410M-13	13	19	32	1
13410M-14	14	20.8	32	1
13410M-15	15	22	32	1
13410M-16	16	23.3	32	1
13410M-17	17	24.5	32	1
13410M-18	18	25.8	32	1
13410M-19	19	27	32	1
13410M-22	22	30.8	32	1

BUSSOLE SURFACE DRIVE



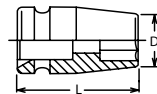
**CHIAVI A BUSSOLA
A MACCHINA BOCCA
FAST LEAD**




<i>Kokon</i> articolo	mm	D mm	L mm	
13465M-8	8	13.3	32	1
13465M-10	10	15.8	32	1
13465M-11	11	17	32	1
13465M-12	12	18.3	32	1
13465M-13	13	19.5	32	1
13465M-14	14	20.8	32	1
13465M-15	15	22	32	1
13465M-16	16	23.3	32	1
13465M-17	17	24.5	32	1
13465M-18	18	25.8	32	1
13465M-19	19	27	32	1



**CHIAVI A BUSSOLA
A MACCHINA
BOCCA LHSTIX®**



<i>Kokon</i> articolo	mm	D mm	L mm	
13401LH-5S	5S	11	32	1
13401LH-6S	6S	12.3	32	1
13401LH-8S	8S	16	32	1
13401LH-10S	10S	18.5	32	1
13401LH-12S	12S	22.3	32	1
13401LH-14S	14S	24.8	32	1
13401LH-16S	16S	28.5	32	1

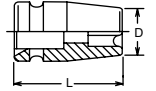
LHSTIX®




	d mm	D mm
LH 3 S	3.80	4.70
LH 4 S	4.50	6.00
LH 5 S	5.60	7.50
LH 6 S	6.80	9.00
LH 7 S	7.90	10.50
LH 8 S	9.00	12.00
LH 10 S	11.30	15.00
LH 12 S	13.60	18.00
LH 14 S	15.80	21.00
LH 16 S	18.10	24.00




**CHIAVI A BUSSOLA
A MACCHINA BOCCA
TORX®**



<i>Kokon</i> articolo	mm	D mm	L mm	
13425-E 4	E 4	9.7	32	1
13425-E 5	E 5	10.2	32	1
13425-E 6	E 6	10.7	32	1
13425-E 7	E 7	11.2	32	1
13425-E 8	E 8	11.7	32	1
13425-E10	E 10	12.2	32	1
13425-E11	E 11	13.2	32	1
13425-E12	E 12	14.2	32	1
13425-E14	E 14	17.2	32	1
13425-E16	E 16	18.2	32	1



<i>FERMEC</i> articolo	DESCRIZIONE
611092	Set chiavi a bussola 9 Pezzi in cassetta metallica
	CARATTERISTICHE E 5-6-7-8-10-11-12-14-16