


**TORX®**

	S mm	S mm	
T 6	1.70	T 40	6.70
T 7	2.00	T 45	7.90
T 8	2.30	T 50	8.90
T 9	2.50	T 55	11.30
T 10	2.70	T 60	13.30
T 15	3.30	T 70	15.60
T 20	3.90	T 80	17.60
T 25	4.50	T 90	20.00
T 27	5.00	T 100	22.20
T 30	5.60		




**XZN**

	S mm	S mm	
M 4	3,60	M12	11,50
M 5	4,80	M14	13,30
M 6	6,10	M16	15,70
M 8	7,30	M18	16,90
M10	9,70		



**TORX®**

	S mm	S mm	
E 4	3.70	E 16	14.60
E 5	4.60	E 18	16.50
E 6	5.60	E 20	18.30
E 7	6.10	E 22	20.10
E 8	7.40	E 24	22.00
E 10	9.30	E 26	23.70
E 11	9.90	E 28	25.50
E 12	11.00	E 30	27.30
E 14	12.80	E 32	29.00




**TORXplus®**

	S mm	S mm	
8 IP	2.30	30 IP	5.60
9 IP	2.50	40 IP	6.70
10 IP	2.70	45 IP	7.90
15 IP	3.30	50 IP	8.90
20 IP	3.90	55 IP	11.30
25 IP	4.50	60 IP	13.30
27 IP	5.00		



**RIBE**

	S mm	W mm
M 5	5.00	1.20
M 6	6.00	1.30
M 7	7.00	1.40
M 8	8.00	1.80
M 9	9.00	2.00
M 10	10.00	2.30
M 12	12.00	2.60
M 13	13.00	3.10
M 14	14.00	3.20
M 16	16.00	3.60




**TORX PLUS®**

	S mm	S mm	
E 4	3.70	E 16	14.60
E 5	4.60	E 18	16.50
E 6	5.60	E 20	18.30
E 7	6.10	E 22	20.10
E 8	7.40	E 24	22.00
E 10	9.30	E 26	23.70
E 11	9.90	E 28	25.50
E 12	11.00	E 30	27.30
E 14	12.80	E 32	29.00




**PENTALOBATA**

	S mm	S mm	
8 PR	2.20	27 PR	4.70
9 PR	2.40	30 PR	5.20
10 PR	2.60	40 PR	6.30
15 PR	3.10	45 PR	7.40
20 PR	3.60	50 PR	8.40
25 PR	4.10	55 PR	10.60



**LHSTIX®**

	d mm	D mm
LH 3 S	3.80	4.70
LH 4 S	4.50	6.00
LH 5 S	5.60	7.50
LH 6 S	6.80	9.00
LH 7 S	7.90	10.50
LH 8 S	9.00	12.00
LH 10 S	11.30	15.00
LH 12 S	13.60	18.00
LH 14 S	15.80	21.00
LH 16 S	18.10	24.00



## TABELLA COMPATIBILTA' BUSSOLE MULTIMPRONTA SPLINE DRIVE

Misura Multimpronta	 ESAGONO	 POLIGONALE	 ESAGONO POLLICI	 TORX
4,0	✓	✓	5/32"	E-5
4,5	✓	✓		E-6
5,0	✓	✓	3/16"	
5,5	✓	✓		
6,0	✓	✓		E-8
7,0	✓	✓	9/32"	
8,0	✓	✓	5/16"	E-10
9,0	✓	✓	11/32"	
10,0	✓	✓	3/8"	E-12
11,0	✓	✓	7/16"	E-14
12,0	✓	✓	15/32"	E-16
13,0	✓	✓	1/2"	
14,0	✓	✓		E-18

Misura Multimpronta	 ESAGONO	 POLIGONALE	 ESAGONO POLLICI	 TORX
15,0	✓	✓	19/32"	
16,0	✓	✓	5/8"	E-20
17,0	✓	✓		
18,0	✓	✓		E-22
19,0	✓	✓	3/4"	E-24
20,0	✓	✓	25/32"	
21,0	✓	✓		
22,0	✓	✓	7/8"	
24,0	✓	✓	15/16"	
27,0	✓	✓	1-1/16"	
30,0	✓	✓	1-3/16"	
32,0	✓	✓	1-1/4"	