









E788 • G(BSP) Maschi a macchina imbocco corretto

E788 • 1.1 1.2 1.3 1.4 1.5 3.1 3.2 3.3 3.4 6.1 6.3 7.1 7.2 7.3 7.4 8.1

E788 **G** **DIN 5156** Normal  **2.5XD** **HSS** **B 3.5-5**    



G(BSP)	TPI	d ₁ nom mm	l ₁ mm	l ₂ mm	d ₂ Ø mm	∠ a mm	l ₃ mm	z		E788
1/8	28	9.728	90	18	7.0	5.5	8	3	8.8	E7881/8
1/4	19	13.157	100	21	11.0	9.0	12	3	11.8	E7881/4
3/8	19	16.662	100	21	12.0	9.0	12	4	15.25	E7883/8
1/2	14	20.955	125	24	16.0	12.0	15	4	19.0	E7881/2
3/4	14	26.441	140	28	20.0	16.0	19	4	24.5	E7883/4
1"	11	33.249	160	30	25.0	20.0	23	4	30.75	E7881