




940
spine di manovra per chiavi a tubo 930-935 cromate

	art.	 mm	L mm	Ø mm	Ø1 mm	Ø2 mm	Ø mm	 g
009400001	940/1	6÷13	100	5,2	3,7	-	6÷13	14
009400002	940/2	14÷22	170	9,0	7,0	6,0	14÷22	62
009400003	940/3	21÷32	290	12,0	10,7	-	21÷32	235

