

903E/C42

Assortimento di 13 chiavi a bussola esagonali, 18 inserti per avvitatori, 4 chiavi maschio esagonale piegate e 7 accessori in cassetta di plastica

















190x160x60 mm - kg 0,95

42X

cod.	art.	desc.
009031042	903E/C42	<p>14 C900: 4-4,5-5-5,5-6-7-8-9-10-11-12-13-14 mm</p> <p>14 900E/55</p> <p>14 C900/25</p> <p>14 C900/20: 50 mm</p> <p>14 C900/20L: 100 mm</p> <p>14 C900/30: 125 mm</p> <p>14 C900/42: 115 mm</p> <p>96 1,3-1,5-2-2,5 mm</p> <p>C900AD 14</p> <p>861LP 0,6x4-0,8x5,5-1,2x6,5 mm</p> <p>861PH 1-2-3</p> <p>861PZ 1-2-3</p> <p>861PE 3-4-5-6 mm</p> <p>861TX T10-T15-T20-T25-T30</p>



	C900	4-4,5-5-5,5-6-7-8-9-10-11-12-13-14 mm
	900E/55	
	C900/25	
	C900/20	50 mm
	C900/20L	100 mm
	C900/42	115 mm
	C900/30	150 mm
	96	1,3-1,5-2-2,5 mm
	C900AD	14
	861LP	0,6x4-0,8x5,5-1,2x6,5 mm
	861PH	PH1-PH2-PH3
	861PZ	PZ1-PZ2-PZ3
	861PE	3-4-5-6 mm
	861TX	T10-T15-T20-T25-T30